

Sound Design by

Andrea Allmond
&
Ben Scheff

aallmond@uci.edu
bscheff@uci.edu

CORIOLANUS



Director:	Paul Cook
Sound Designer:	Allmond/Scheff
Scenic Designer:	Tyler Scrivner
Lighting Designer:	Sarah Resch
Costumes Designer:	Beau Hamilton
Stage Manager:	Nathaniel Chase
Sound Supervisor:	BC Keller
Venue:	Claire Trevor Theater

GROUND PLAN

Scale:	1/14 = 1'-0"	Drawn By:	BPS
		Date:	01.15.17

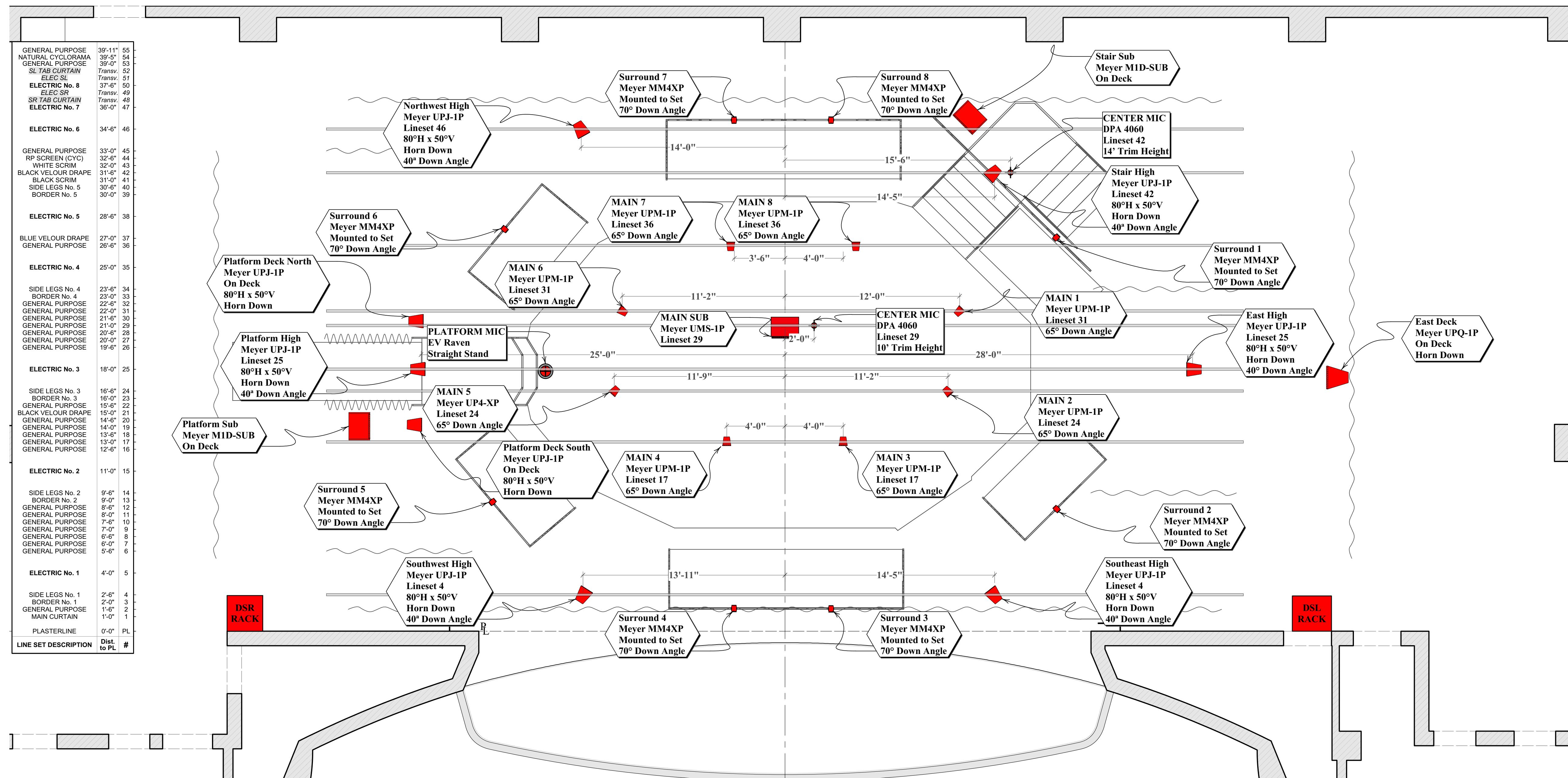
Drawing Schedule:

1. Ground Plan
2. Section East/West
3. Section Noth/South
4. Line Diagram
5. Network Diagram
6. -

THIS DRAFTING REPRESENTS CONCEPTS AND CONSTRUCTION SUGGESTIONS ONLY

The designer is unqualified to determine the structural or electrical appropriateness of this design, and assumes no responsibility for improper engineering, construction, rigging, handling, or use thereof.

Finished system must comply with all state and local codes.




GENERAL PURPOSE	39'-11"	55
NATURAL CYCLOPAMA	39'-5"	54
GENERAL PURPOSE	39'-0"	53
SL TAB CURTAIN	Transv.	52
ELEC SL	Transv.	51
ELECTRIC No. 8	37'-6"	50
ELEC SR	Transv.	49
SR TAB CURTAIN	Transv.	48
ELECTRIC No. 7	36'-0"	47
ELECTRIC No. 6	34'-6"	46
GENERAL PURPOSE	33'-0"	45
RP SCREEN (CYC)	32'-6"	44
WHITE SCRIM	32'-0"	43
BLACK VELOUR DRAPE	31'-6"	42
BLACK SCRIM	31'-0"	41
SIDE LEGS No. 5	30'-6"	40
BORDER No. 5	30'-0"	39
ELECTRIC No. 5	28'-6"	38
BLUE VELOUR DRAPE	27'-0"	37
GENERAL PURPOSE	26'-6"	36
ELECTRIC No. 4	25'-0"	35
SIDE LEGS No. 4	23'-6"	34
BORDER No. 4	23'-0"	33
GENERAL PURPOSE	22'-6"	32
GENERAL PURPOSE	22'-0"	31
GENERAL PURPOSE	21'-6"	30
GENERAL PURPOSE	21'-0"	29
GENERAL PURPOSE	20'-6"	28
GENERAL PURPOSE	20'-0"	27
GENERAL PURPOSE	19'-6"	26
ELECTRIC No. 3	18'-0"	25
SIDE LEGS No. 3	16'-6"	24
BORDER No. 3	16'-0"	23
GENERAL PURPOSE	15'-6"	22
BLACK VELOUR DRAPE	15'-0"	21
GENERAL PURPOSE	14'-6"	20
GENERAL PURPOSE	14'-0"	19
GENERAL PURPOSE	13'-6"	18
GENERAL PURPOSE	13'-0"	17
GENERAL PURPOSE	12'-6"	16
ELECTRIC No. 2	11'-0"	15
SIDE LEGS No. 2	9'-6"	14
BORDER No. 2	9'-0"	13
GENERAL PURPOSE	8'-6"	12
GENERAL PURPOSE	8'-0"	11
GENERAL PURPOSE	7'-6"	10
GENERAL PURPOSE	7'-0"	9
GENERAL PURPOSE	6'-6"	8
GENERAL PURPOSE	6'-0"	7
GENERAL PURPOSE	5'-6"	6
ELECTRIC No. 1	4'-0"	5
SIDE LEGS No. 1	2'-6"	4
BORDER No. 1	2'-0"	3
GENERAL PURPOSE	1'-6"	2
MAIN CURTAIN	1'-0"	1
PLASTERLINE	0'-0"	PL
LINE SET DESCRIPTION	Dist. to #	#

Sound Design by

Andrea Allmond
&
Ben Scheff

aallmond@uci.edu
bscheff@uci.edu

CORIOLANUS



Director: Paul Cook
 Sound Designer: Allmond/Scheff
 Scenic Designer: Tyler Scrivner
 Lighting Designer: Sarah Resch
 Costumes Designer: Beau Hamilton
 Stage Manager: Nathaniel Chase
 Sound Supervisor: BC Keller
 Venue: Claire Trevor Theater

SECTION E/W

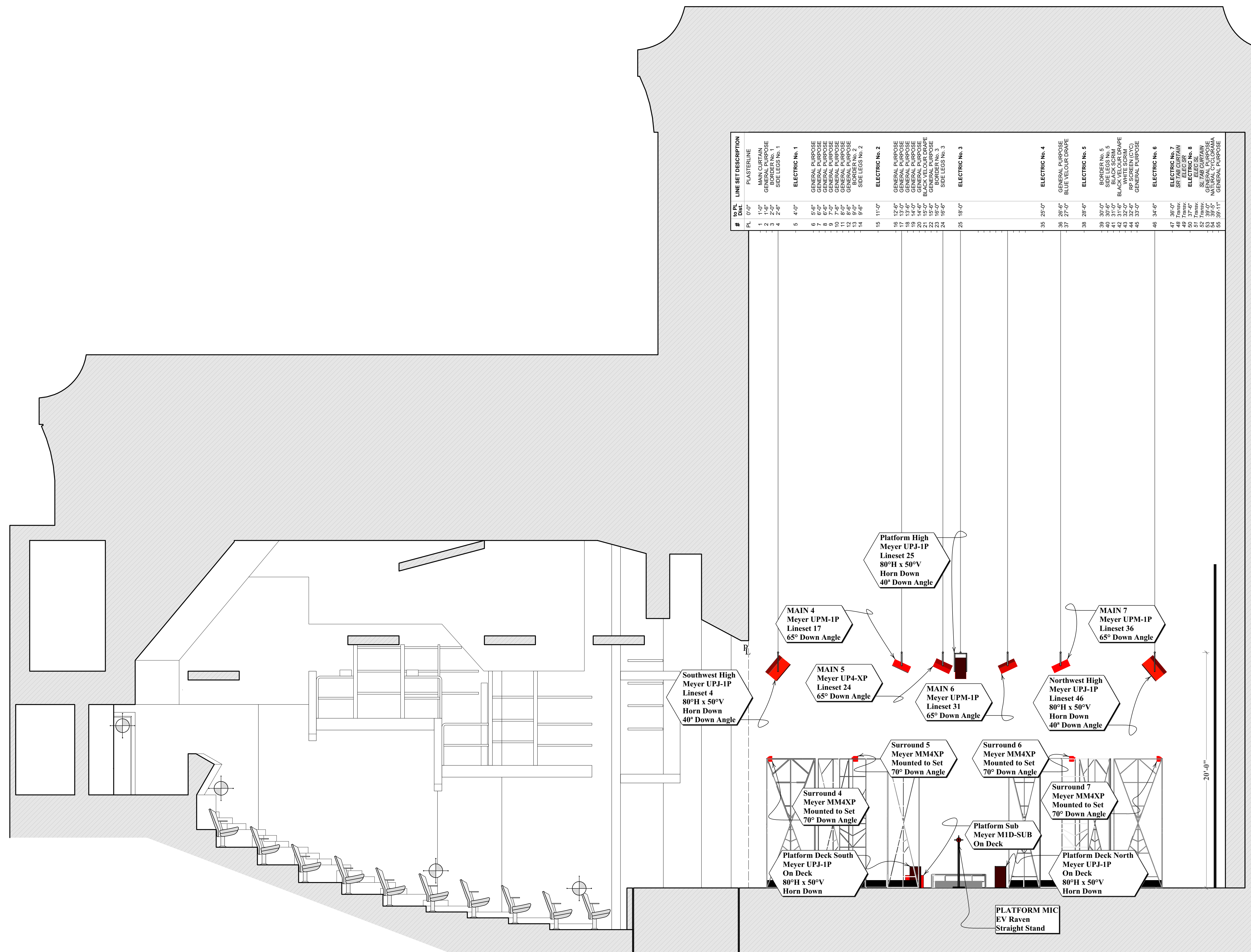
Scale: 1/4" = 1'-0"
 Drawn By: BPS
 Date: 01.15.17

Drawing Schedule:

1. Ground Plan
2. Section East/West
3. Section North/South
4. Line Diagram
5. Network Diagram
6. -

THIS DRAFTING REPRESENTS CONCEPTS AND CONSTRUCTION SUGGESTIONS ONLY

The designer is unqualified to determine the structural or electrical appropriateness of this design, and assumes no responsibility for improper engineering, construction, rigging, handling, or use thereof. Finished system must comply with all state and local codes.



Sound Design by

Andrea Allmond
&
Ben Scheff

aallmond@uci.edu
bscheff@uci.edu

CORIOLANUS



Director:	Paul Cook
Sound Designer:	Allmond/Scheff
Scenic Designer:	Tyler Scrivner
Lighting Designer:	Sarah Resch
Costumes Designer:	Beau Hamilton
Stage Manager:	Nathaniel Chase
Sound Supervisor:	BC Keller
Venue:	Claire Trevor Theater

SECTION N/S

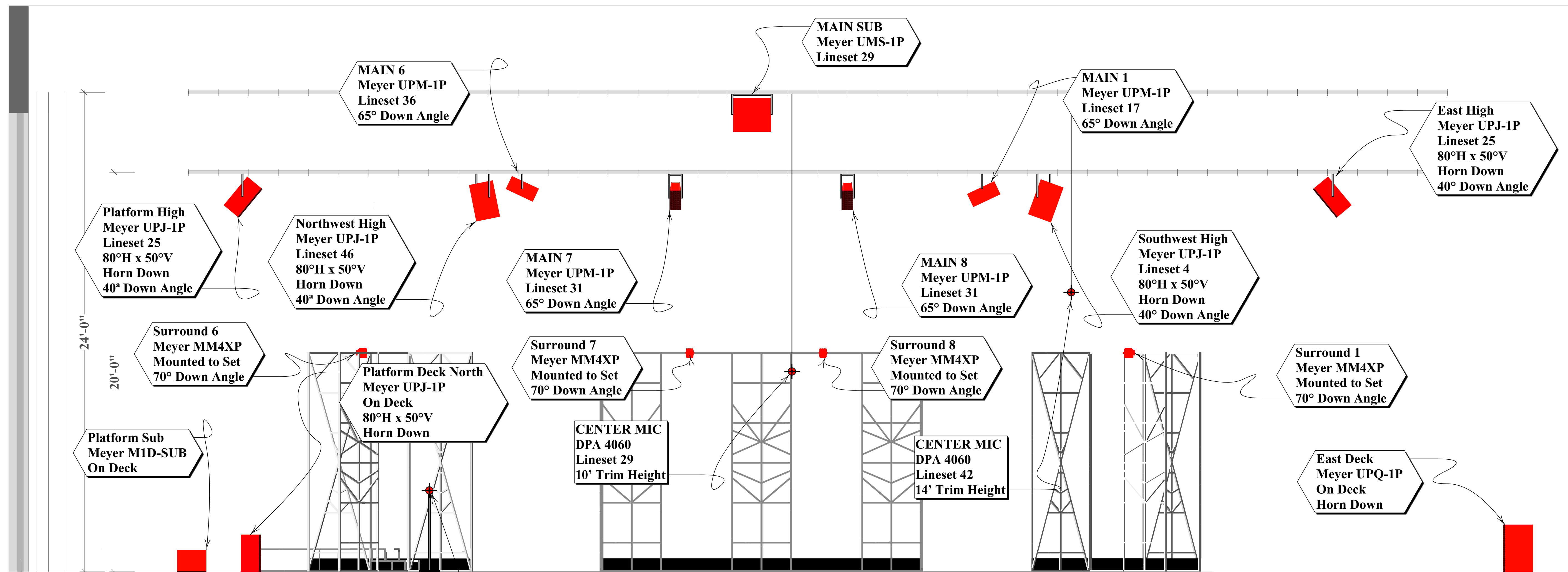
Scale:	3/8" = 1'-0"	Drawn By:	BPS
		Date:	01.15.17

Drawing Schedule:


1. Ground Plan
2. Section East/West
3. Section Noth/South
4. Line Diagram
5. Network Diagram
6. -

THIS DRAFTING REPRESENTS CONCEPTS AND CONSTRUCTION SUGGESTIONS ONLY

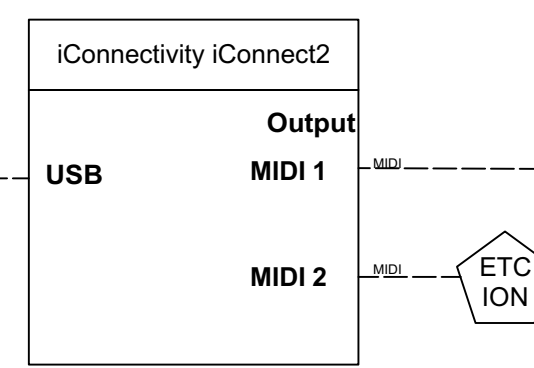
The designer is unqualified to determine the structural or electrical appropriateness of this design, and assumes no responsibility for improper engineering, construction, rigging, handling, or use thereof. Finished system must comply with all state and local codes.



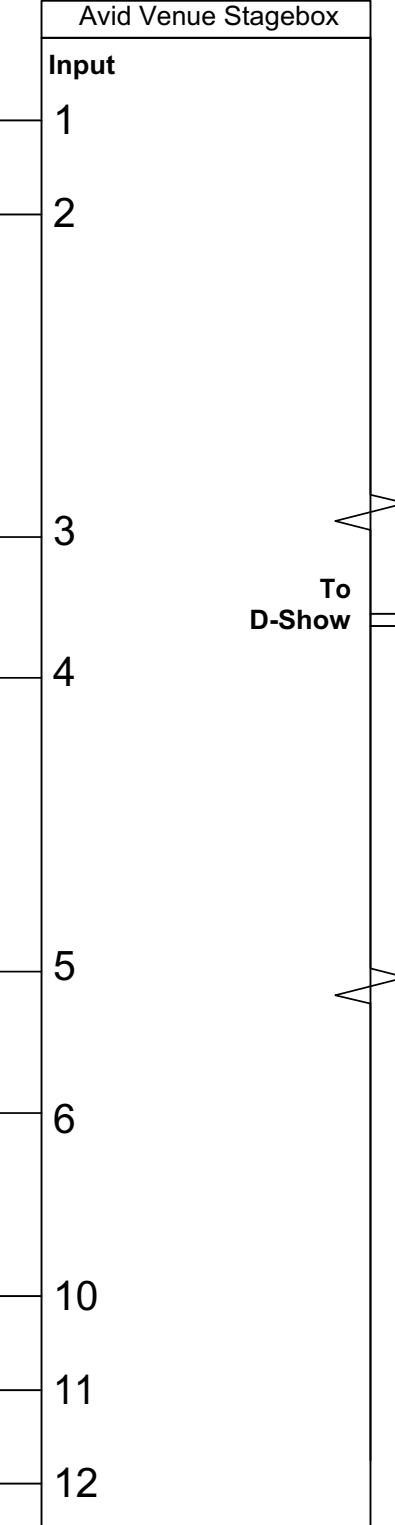
PLAYBACK COMPUTER



MIDI INTERFACE




I/O - STAGEBOX SR




- Tech Table God Mic - Switched Handheld
- Booth God Mic - Switched Handheld

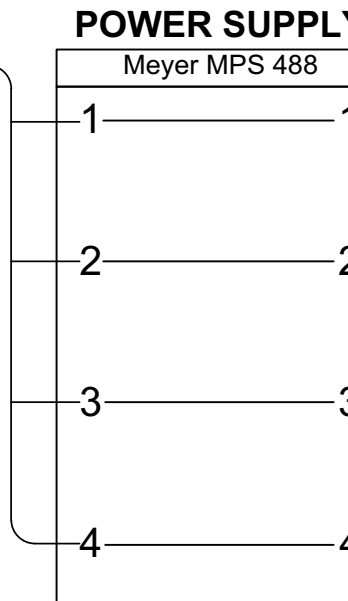
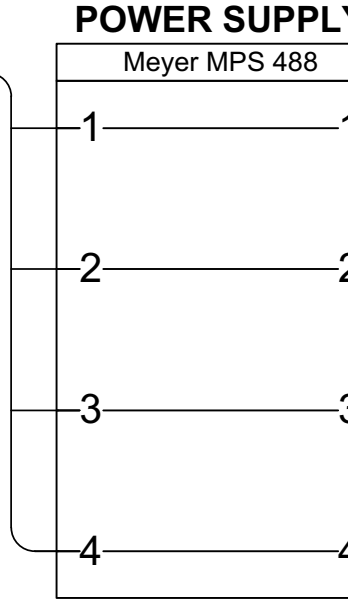
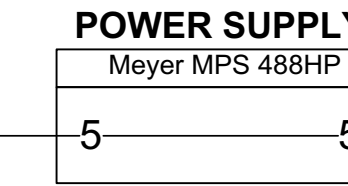
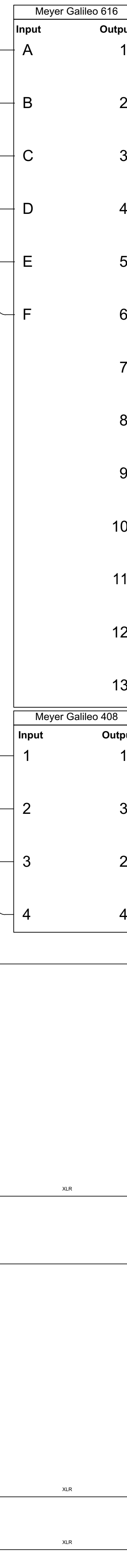
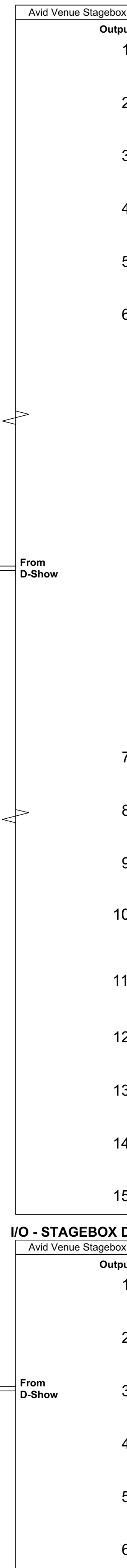

Designer Interface



Direct Box



- Platform Mic - EV Raven
- Center Mic - DPA 4060
- Stair - DPA 4060



- MAIN 1 Meyer UPM-1P
- MAIN 2 Meyer UPM-1P
- MAIN 3 Meyer UPM-1P
- MAIN 4 Meyer UPM-1P
- MAIN 5 Meyer UP4-XP
- MAIN 6 Meyer UPM-1P
- MAIN 7 Meyer UPM-1P
- MAIN 8 Meyer UPM-1P
- MAIN SUB Meyer UMS-1P
- PLATFORM DECK NORTH Meyer UPJ-1P
- PLATFORM DECK SOUTH Meyer UPJ-1P
- PLATFORM HIGH Meyer UPJ
- STAIR HIGH Meyer UPJ-1P
- NORTHWEST HIGH Meyer UPJ-1P
- EAST HIGH Meyer UPJ-1P
- SOUTHWEST HIGH Meyer UPJ-1P
- SOUTHEAST HIGH Meyer UPJ-1P
- SURROUND 2 Meyer MM4XP
- SURROUND 3 Meyer MM4XP
- SURROUND 4 Meyer MM4XP
- SURROUND 5 Meyer MM4XP
- PLATFORM SUB Meyer M1D-SUB
- SURROUND 6 Meyer MM4XP
- SURROUND 7 Meyer MM4XP
- SURROUND 8 Meyer MM4XP
- SURROUND 1 Meyer MM4XP
- STAIR SUB Meyer M1D-SUB
- EAST DECK Meyer UPQ-1P

Sound Design by
Andrea Allmond & Ben Scheff
aallmond@uci.edu
bscheff@uci.edu



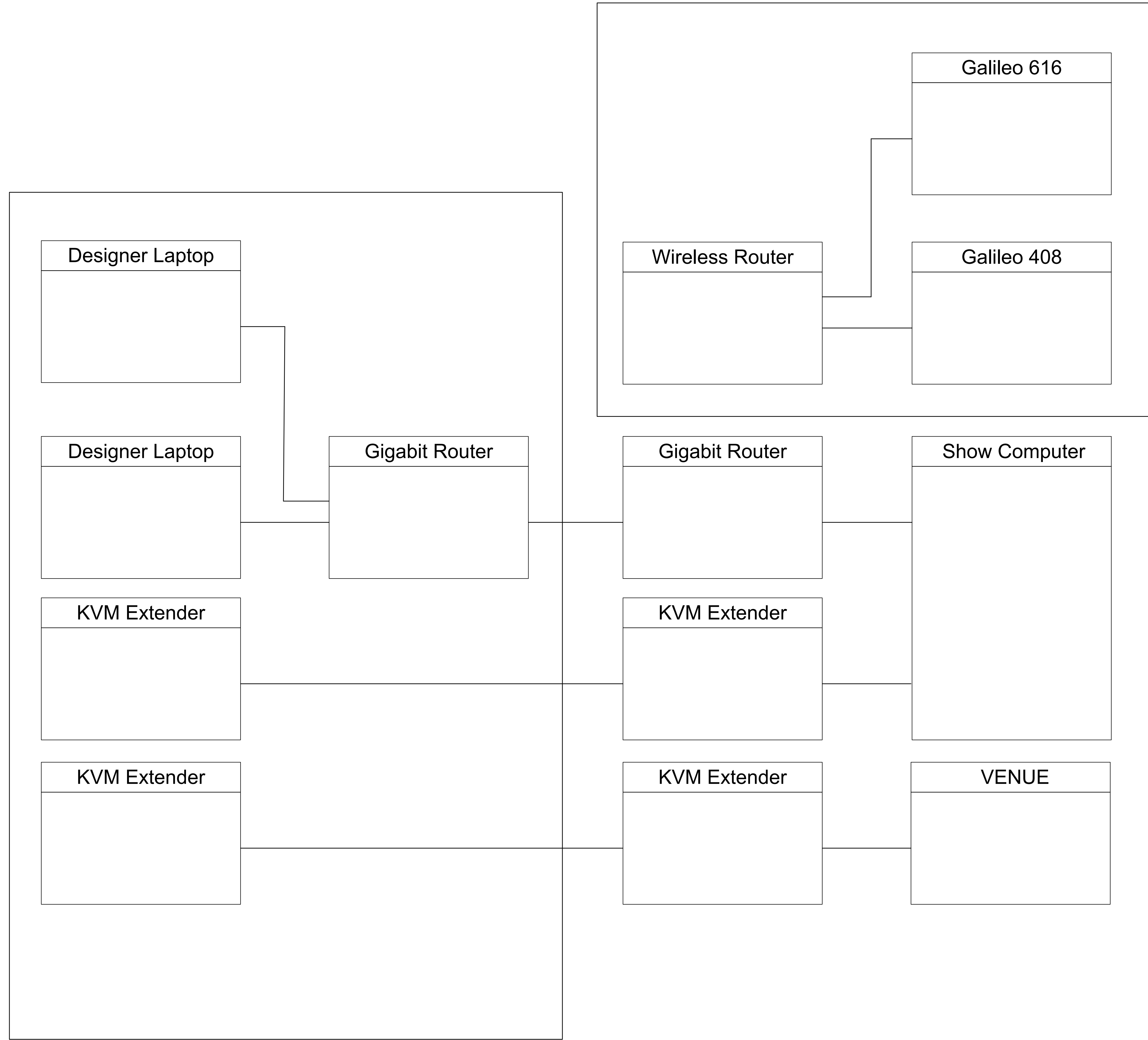
Director: Paul Cook
Sound Designer: Allmond/Scheff
Scenic Designer: Tyler Scrivner
Lighting Designer: Sarah Resch
Costumes Designer: Beau Hamilton
Stage Manager: Nathaniel Chase
Sound Supervisor: BC Keller
Venue: Claire Trevor Theater

LINE DIAGRAM

Scale: x/x = 1'-0"
Drawn By: BPS
Date: 01.15.17

- Drawing Schedule:**
- Ground Plan
 - Section East/West
 - Section North/South
 - Line Diagram
 - Network Diagram
 -

THIS DRAFTING REPRESENTS CONCEPTS AND CONSTRUCTION SUGGESTIONS ONLY
The designer is unqualified to determine the structural or electrical appropriateness of this design, and assumes no responsibility for improper engineering, construction, rigging, handling, or use thereof.
Finished system must comply with all state and local codes.



Sound Design by

Andrea Allmond
&
Ben Scheff

aallmond@uci.edu
 bscheff@uci.edu

CORIOLANUS



Director:	Paul Cook
Sound Designer:	Allmond/Scheff
Scenic Designer:	Tyler Scrivner
Lighting Designer:	Sarah Resch
Costumes Designer:	Beau Hamilton
Stage Manager:	Nathaniel Chase
Sound Supervisor:	BC Keller
Venue:	Claire Trevor Theater

NETWORK DIA.

Scale:	Drawn By:	BPS
x/x = 1'-0"	Date:	01.15.17

Drawing Schedule:

1. Ground Plan
2. Section East/West
3. Section Noth/South
4. Line Diagram
5. Network Diagram
6. -

THIS DRAFTING REPRESENTS CONCEPTS AND CONSTRUCTION SUGGESTIONS ONLY
 The designer is unqualified to determine the structural or electrical appropriateness of this design, and assumes no responsibility for improper engineering, construction, rigging, handling, or use thereof.
 Finished system must comply with all state and local codes.